

LES STARTERS

COLLECTION

EPIPHYTE



JPW

JEAN-PHILIPPE WEIMER
designer de lumière











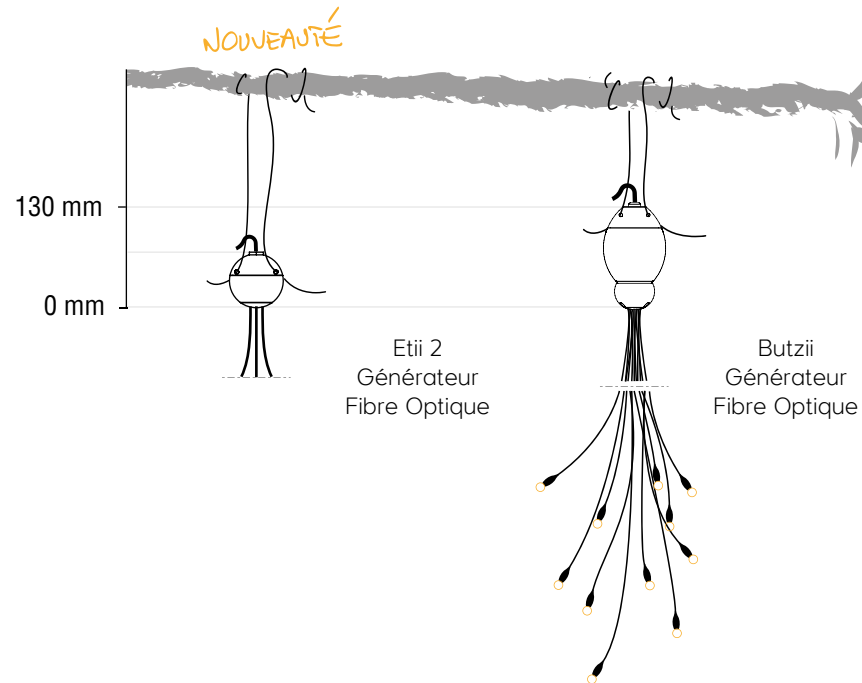
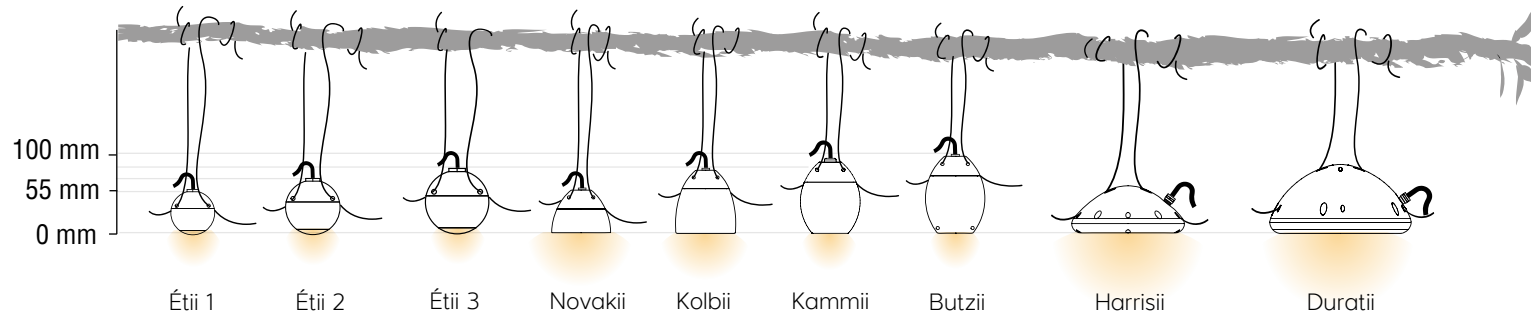






Collection

EPIPHYTE

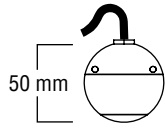


Etii 1

Bronze, Cuivre
/ Bonze, copper

LED 1W 350mA

38°

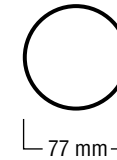
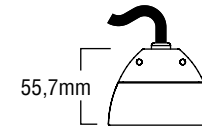


Novakii

Bronze, Cuivre
/ Bonze, copper

LED 1,8W 12V

160°

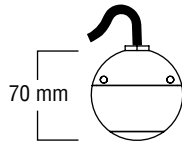


Etii 2

Bronze, Cuivre
/ Bonze, copper

LED 3,3W 12V

36°

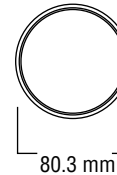
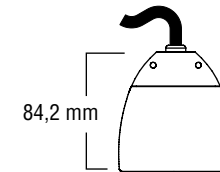


Kolbii

Bronze, Cuivre
/ Bonze, copper

LED 1,8W 12V

110°

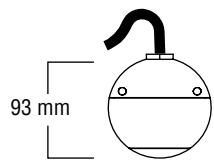


Etii 3

Bronze, Cuivre
/ Bonze, copper

LED 7,5W 12V

10° 25° 36° 60°

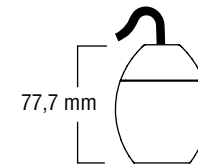


Kammii

Bronze, Cuivre
/ Bonze, copper

LED 3,3W 12V

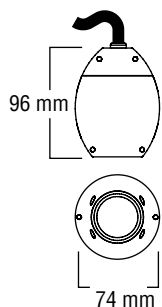
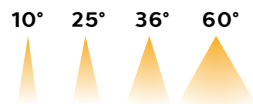
36°



Butzii

Bronze, Cuivre
/ Bonze, copper

LED 7,5W 12V

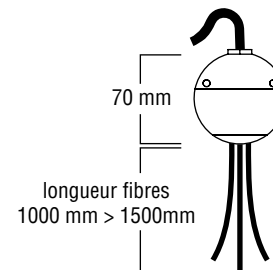


Etii 2 **NOUVEAUTÉ** Générateur Fibre Optique

Bronze, Cuivre
/ Bonze, copper

MR11 3,3W 12V

3 à 5 fibres

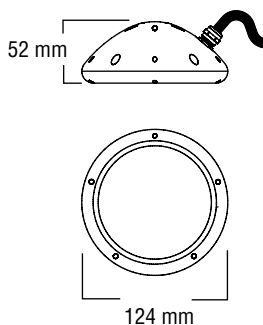


Harrisii

Bronze, Cuivre
/ Bonze, copper

HALOGENE 25W 12V
LED 2 x 1,8W 12V

160°

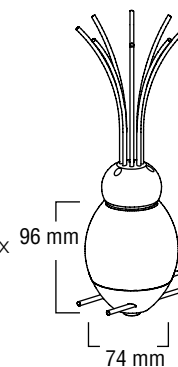


Butzii Fibre Optique

Compatible avec la collection
Lucioles

Bronze, Cuivre
/ Bonze, copper

LED 7,5W 12V
7 fibres maxi, embouts lumineux
en verre ou polycarbonate
/7 optics fibers maxi, glass or
resin cap

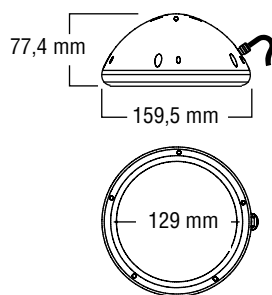


Duratii

Bronze, Cuivre
/ Bonze, copper

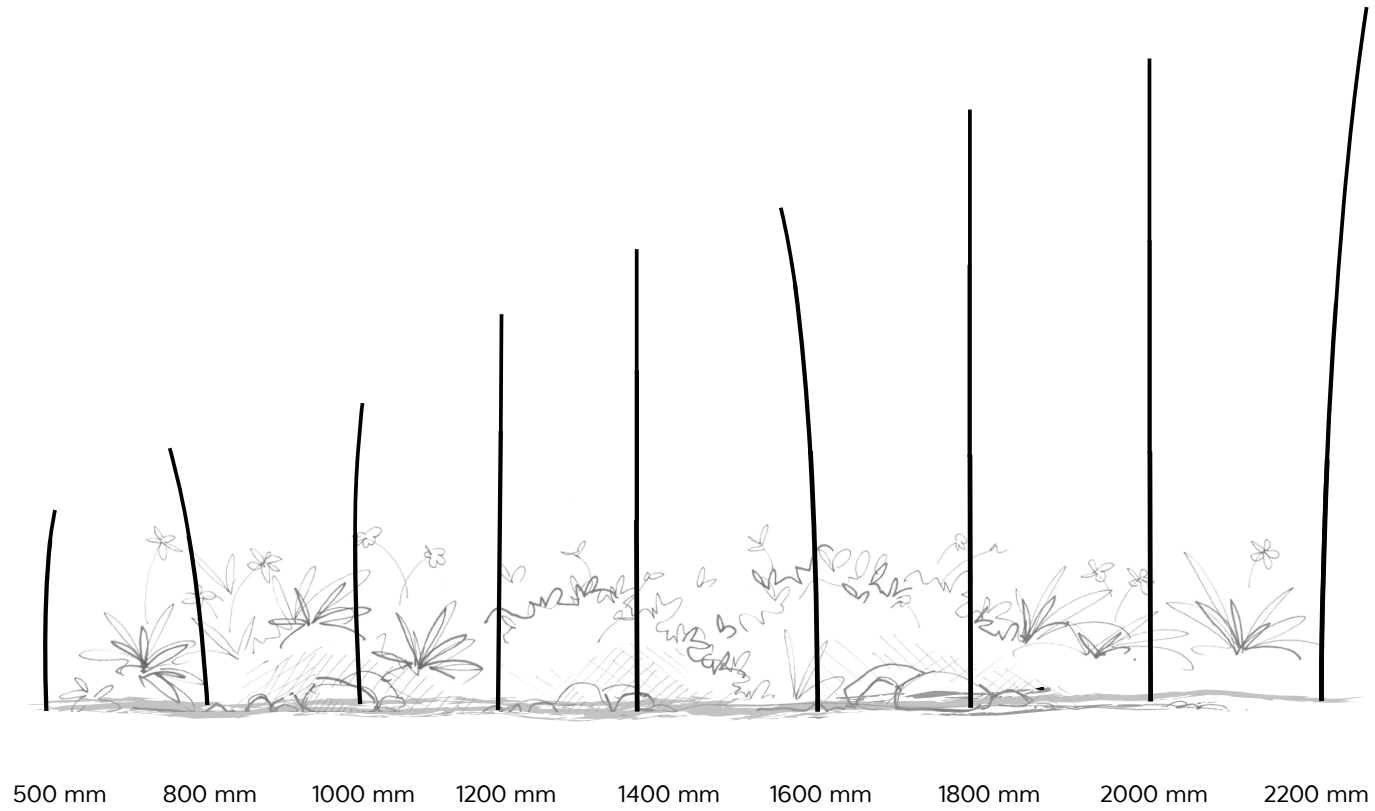
HALOGENE 35W 12V
AR111 LED 12,5W à 18,5W

140°



Collection

TUTEURS EPIPHYTE

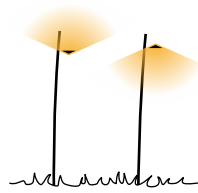


CHOIX DES COMBINAISONS HAUTEUR/APPAREIL
SUR LES CONSEILS DE NOTRE BUREAU D'ÉTUDES

Tuteur Epiphyte Etii 1/2/3

Tuteur en cuivre
Direct & indirect
/Copper Stem
Up & down lighting

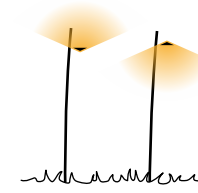
Appareil Etii 1/2/3 p.101



Tuteur Epiphyte Kammii

Tuteur en cuivre
Direct & indirect
/Copper Stem
Up & down lighting

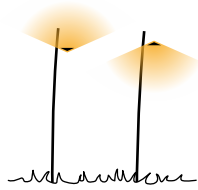
Appareil Kammii p.101



Tuteur Epiphyte Novakii

Tuteur en cuivre
Direct & indirect
/Copper Stem
Up & down lighting

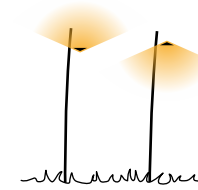
Appareil Novakii p.101



Tuteur Epiphyte Butzii

Tuteur en cuivre
Direct & indirect
/Copper Stem
Up & down lighting

Appareil Butzii p.102



Tuteur Epiphyte Kolbii

Tuteur en cuivre
Direct
/Copper Stem
Down lighting


Appareil Kolbii p.101



Tuteur Epiphyte Harrisii


Tuteur en cuivre
Direct & indirect
/Copper Stem
Up & down lighting

Appareil Harrisii p.102




Collection


EPIPHYTE EXEMPLES D'UTILISATION



Sur les branches d'un arbre
éclairage direct ou indirect...

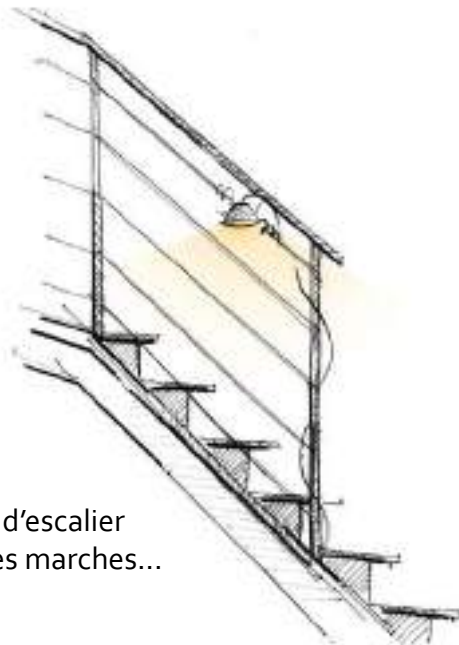


Sur une arche
ou une pergola...



Sur une treille murale...

Sur un élément fixe existant
en suspension...




Sur une rampe d'escalier
pour l'éclairage des marches...




Accroché à un mur grâce
aux fixations Kooki...

TUTEURS EPIPHYTE EXEMPLES D'UTILISATION




En bordure d'un chemin...




Dans une jardinière...



Caché dans les massifs pour projeter des jeux de lumière...



En indirect au pied d'un arbre...



Caché dans un cyprès...



Caché au milieu de bambous...



JEAN-PHILIPPE WEIMER
designer de lumière

42, allée Helsinki
Z.A. Les Playes Jean Monnet Nord
83500 La Seyne sur Mer

Tél: 33 (0)4 94 10 20 99
contact@jpw.fr

jpw.fr